


Wall Mount Rack

9U W600×D600×H501



P.N:BX.6060.9.WM



- Removable side walls
- Floor and roof plate with prepared ventilation openings
- 4x 19-inch profile with height indication
- Doors to open both on the right side and on the left side
- Cable entry at the top and bottom
- Front door, rear door and side walls equipped with locks
- Unassembled delivery

P.N:BX.6060.9.WM

SPECIFICATIONS

Standard Configuration

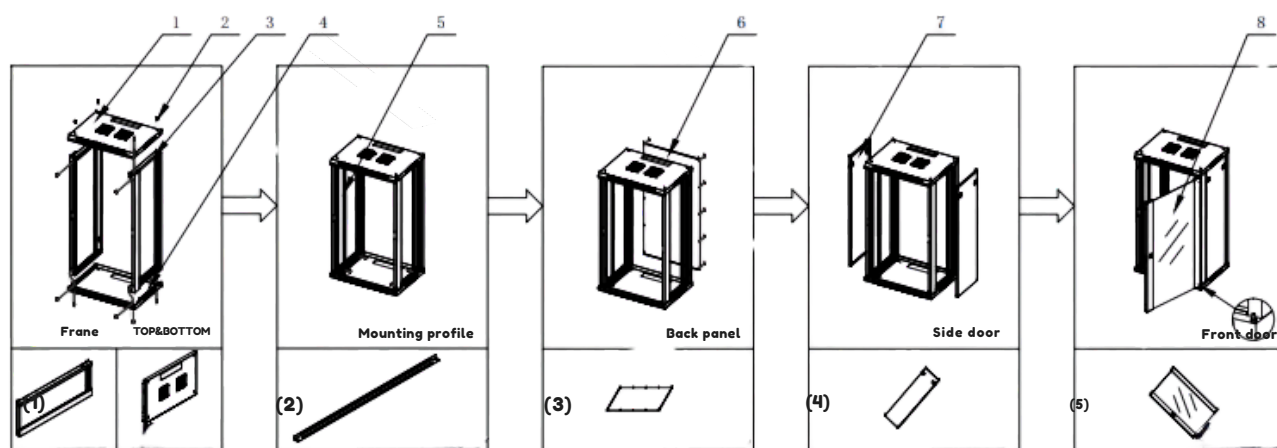
S/N	Name	Qty	Unit	Material	Finishing
1	Top cover	1	PC	1.2mm SPCC cold rolled steel	Electrostatic spray
2	Bottom Cover	1	PC	1.2mm SPCC cold rolled steel	Electrostatic spray
3	Frame	2	PC	1.2mm SPCC cold rolled steel	Electrostatic spray
4	Back panel	1	PC	1.2mm SPCC cold rolled steel	Electrostatic spray
5	Glass front door	1	PC	5mm toughened glass	Electrostatic spray
6	Side panel	2	PC	1.0mm SPCC cold rolled steel	Electrostatic spray
7	Mounting profile	4	PC	1.5mm SPCC cold rolled steel	SGLC
8	T-type Allen wrench	1	PC	-----	-----
9	M6 screw & nut	20	Sets	-----	-----

10	Color	BLACK RAL9004
11	USE	Inside,IP20
12	Loading capacity	80kgs
13	WIDTH	600
14	DEPTH	600
15	Height	501

P.N:BX.6060.9.WM

DETAILED DRAWING

wall mounting cabinet assembly step schematic



Assembling the Top&Bottom and frame with M5.5 10 self-tapping screw

Fixed the mounting profile on the mounting angle with four M5.5 10 self-tapping screw, and measure the distance between 2pcs transverse mounting profile in 19"

Fixed the back panel on the frame with M5.5 10 self-tapping screw

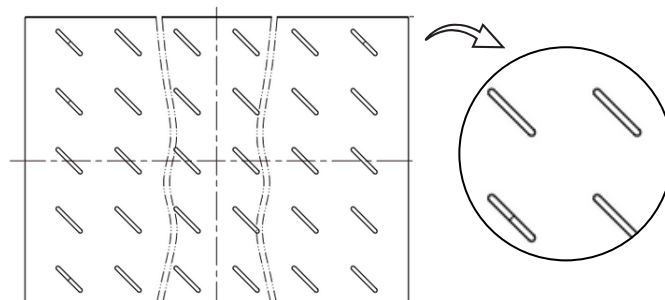
Insert the feet on the bottom of side panel into the small square hole on the bottom frame. make the quick opening handle into the hole on the pole.

Put the door seat in the bottom frame, then install the front door on the cabinet.

- | | |
|---|-------|
| 1. Top cover | 1PCS |
| 2. M5.5 10 inner 6-angle self-tapping screw | 30pcs |
| 3. Frame | 2PCS |
| 4. Bottom | 1PCS |

- | | |
|----------------------|------|
| 5. Mounting profile | 4PCS |
| 6. Back panel | 1PCS |
| 7. Side door (panel) | 2PCS |
| 8. Front door | 1PCS |

Detailed Drawing of Fixed shelf



P.N:BX.6060.9.WM

Carton Information



Item No	BX.6060.9.WM
Product Description	Bexline 9U RACK cabinet, wall mounted, 600x600
Network Cabinet	600*600*9U
Qty	1PC
N.W	24KGS
G.W	26KGS
Meas	64*65.5*18

Including



PDU
8 ; metal; 2m cable; with a switch; Germany plug and socket 8



2 Fans



Hand lock



Fixed shelf



**package of:
(nuts, screws)**



2 Key

P.N:BX.6060.9.WM

The Rack In Reality

