Wall Mount Rack

4U W600×D450×H240

P.N:BX.6045.4.WM



- Equipped with Removable side walls Floor and roof
- Plate with prepared ventilation openings 4x 19-inch
- Doors to open both on the right side and on the left side
- Cable entry at the top and bottom
- Front door, rear door and side walls equipped with locks
- Profile with height indication
- Unassembled delivery

P.N:BX.6045.4.WM

SPECIFICATIONS

Standard Configuration					
S/N	Name	Qty	Unit	Material	Finishing
1	Top cover	1	PC	1.2mm SPCC cold rolled steel	Electrostatic spray
2	Bottom Cover	1	PC	1.2mm SPCC cold rolled steel	Electrostatic spray
3	Frame	2	PC	1.2mm SPCC cold rolled steel	Electrostatic spray
4	Back panel	1	PC	1.2mm SPCC cold rolled steel	Electrostatic spray
5	Glass front door	1	PC	5mm toughened glass	Electrostatic spray
6	Side panel	2	PC	1.0mm SPCC cold rolled steel	Electrostatic spray
7	Mounting profile	4	PC	1.5mm SPCC cold rolled steel	SGLC
8	T-type Allen wrench	1	PC	-----	-----
9	M6 screw & nut	20	Sets	-----	-----

10	Color	BLACK RAL9004
11	USE	Inside,IP20
12	Loading capacity	80kgs
13	WIDTH	600
14	DEPTH	450
15	Height	240

P.N:BX.6045.4.WM

DETAILED DRAWING

wall mounting cabinet assembly

step schematic

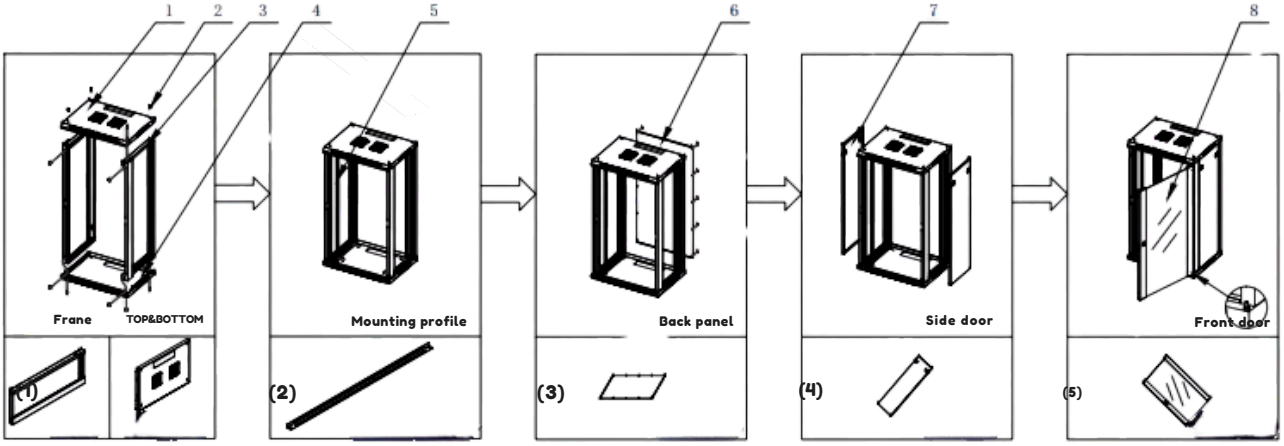

Assembling the Top&Bottom and frame with M5.5 10 self-tapping screw

Fixed the mounting profile on the mounting angle with four M5.5 10 self-tapping screw, and measure the distance between 2pcs transverse mounting profile in 19"

Fixed the back panel on the frame with M5.5 10 self-tapping screw

Insent the feets on the bottom of side panel into the small square hole on the bottom frame. make the quick opening handle into the hole on the pole.

Put the door seat in the bottom frame, then install the front door on the cabinet.

1. Top cover	1PCS
2. M5.5 10 inner 6-angle self-tapping screw	30pcs
3. Frame	2PCS
4. Bottom	1PCS
5. Mounting profile	4PCS
6. Back panel	1PCS
7. Side door (panel)	2PCS
8. Front door	1PCS

Detailed Drawing of Fixed shelf

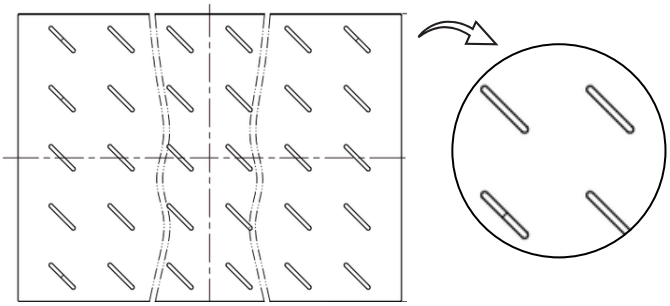

P.N:BX.6045.4.WM

Carton Information

Item No	BX.6045.4.WM
Product Description	Bexline 4U RACK cabinet, wall mounted, 600x450
Network Cabinet	600*450*4U
Qty	1PC
N.W	22KGS
G.W	24KGS
Meas	64*50.5*16

Including

PDU
6 ways; metal; 2m cable; with a switch; Germany plug and socket 6

Fan

Hand lock

Fixed shelf

package of: (nuts, screws)

2 Key

P.N:BX.6045.4.WM

The Rack In Reality