



Wall Mount or Floor standing Rack

18U W600×D600×H988



P.N:BX.6060.18.WM



- Removable side walls
- Floor and roof plate with prepared ventilation openings
- 4x 19-inch profile with height indication
- Doors to open both on the right side and on the left side
- Cable entry at the top and bottom
- Front door, rear door and side walls equipped with locks
- Assembled delivery

P.N:BX.6060.18.WM

SPECIFICATIONS

Standard Configuration

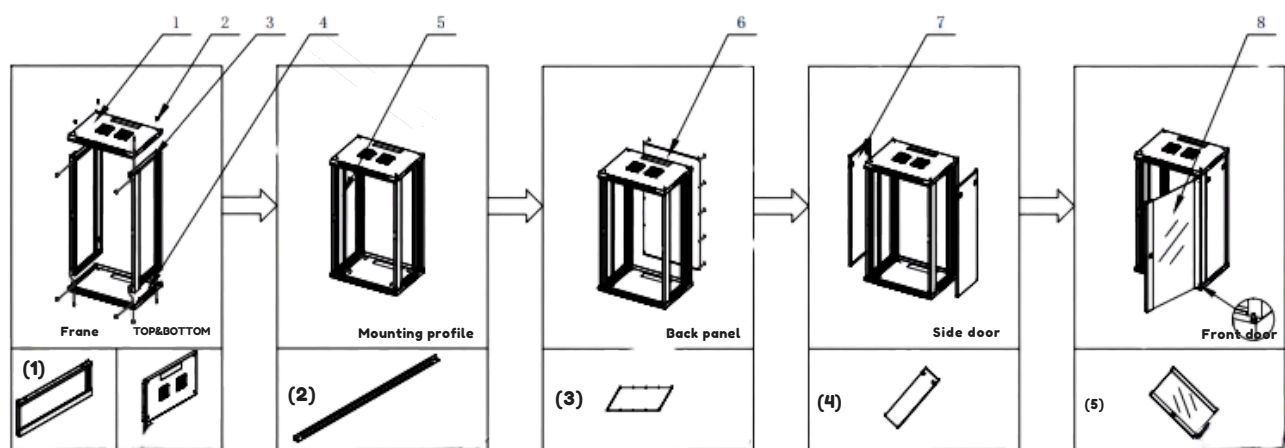
S/N	Name	Qty	Unit	Material	Finishing
1	Top cover	1	PC	1.2mm SPCC cold rolled steel	Electrostatic spray
2	Bottom Cover	1	PC	1.2mm SPCC cold rolled steel	Electrostatic spray
3	Frame	2	PC	1.2mm SPCC cold rolled steel	Electrostatic spray
4	Back panel	1	PC	1.2mm SPCC cold rolled steel	Electrostatic spray
5	Glass front door	1	PC	5mm toughened glass	Electrostatic spray
6	Side panel	2	PC	1.0mm SPCC cold rolled steel	Electrostatic spray
7	Mounting profile	4	PC	1.5mm SPCC cold rolled steel	SGLC
8	T-type Allen wrench	1	PC	-----	-----
9	M6 screw & nut	20	Sets	-----	-----

10	Color	BLACK RAL9004
11	USE	Inside,IP20
12	Loading capacity	800kgs
13	WIDTH	600
14	DEPTH	600
15	height	988

P.N:BX.6060.18.WM

DETAILED DRAWING

wall mounting cabinet assembly step schematic



Assembling the Top&Bottom
and frame with M5.5 10
self-tapping screw

Fixed the mounting profile
on the mounting angle with
four M5.5 10 self-tapping
screw, and measure the distance
between 2pcs transverse
mounting profile in 19"

Fixed the back panel on
the frame with M5.5 10
self-tapping screw

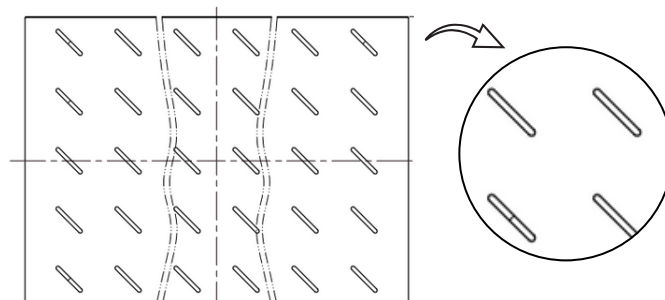
Insert the feet on the
bottom of side panel
into the small square
hole on the bottom frame.
make the quick opening
handle into the hole on the pole.

Put the door seat in the
bottom frame, then install
the front door on the cabinet.

- | | |
|--|-------|
| 1. Top cover | 1PCS |
| 2. M5.5 10 inner 6-angle
self-tapping screw | 30pcs |
| 3. Frame | 2PCS |
| 4. Bottom | 1PCS |

- | | |
|----------------------|------|
| 5. Mounting profile | 4PCS |
| 6. Back panel | 1PCS |
| 7. Side door (panel) | 2PCS |
| 8. Front door | 1PCS |

Detailed Drawing of Fixed shelf



P.N:BX.6060.18.WM

Carton Information



Item No	BX.6060.18.WM
Product Description	Bexline 18U RACK cabinet, wall mounted, Floor standing Rack ,600x600
Network Cabinet	600*600*18U
Qty	1PC
N.W	30KGS
G.W	31KGS
Meas	66*95.5*20

Including



PDU
8 ways; metal; 2m cable; with a switch; Germany plug and socket 8



2Fans



4 Casters(2 with breakers)



Hand lock



Fixed shelf



package of: (nuts, screws)



4 supporting legs



2 Key

P.N:BX.6060.18.WM

The Rack In Reality

